

APPLICATIONS

- Powerchairs / home mobility equipment
- Scooters, 3- and 4 wheels
- Toys for children
- Lifts (stairs / bathrooms)
- Personal Carriers
- Utility Vehicles

SPECIFICATIONS

Nominal Voltage	12V	
Nominal capacity @20 hour rate	10Ah	
Capacity at 25°C	10 hour rate	9,5Ah
	5 hour rate	8,5Ah
	1 hour rate	5,7Ah
Shelf time @20°C up to 70%	in months	9
Internal resistance (at 1 KHz)	approx. 11 mΩ	
Operating temperature for (dis)charge	-15°C to + 40°C	

DIMENSIONS

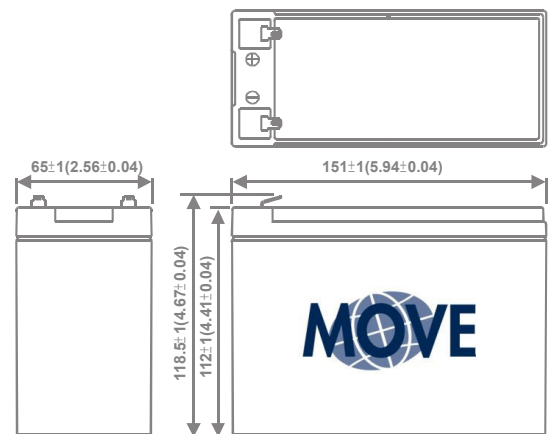
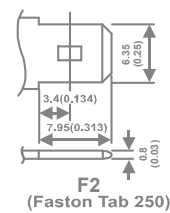
Dimensions LxWxH (T) in mm	151x65x112 (118)
Weight	3,3kg (±2%)
Separator	AGM, Glass Mat
Case and cover	ABS (UL94-V0 optional)
Terminal	Faston F2 (6,35mm)
Torque setting (recommended)	n.a.
Maximum allowable torque value	n.a.

CHARGING

- Charging Voltage cycle use 14,4 to 15 Volt
- Float charge Voltage 13,5 to 13,8 Volt
- Charging current, minimum 1A - maximum 1,5A

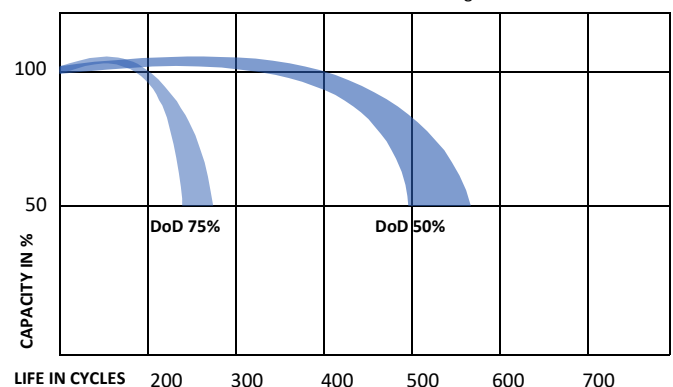
CYCLE LIFE

To maximize the cycle life of the battery, we recommend to charge the battery fully after use. The total life of the battery, is very dependant on the correct charge and depth of discharge per cycle.



BATTERY LIFE UNDER CYCLIC USE

Tested in conformance to the BCI testing method



* Cycle life is measured with a discharge current 0,2C, charged 16h and rest capacity of 2/3 Cn